

1Q26

EARNINGS CONFERENCE CALL
04/30/2026

POSADAS®

DISCLAIMER

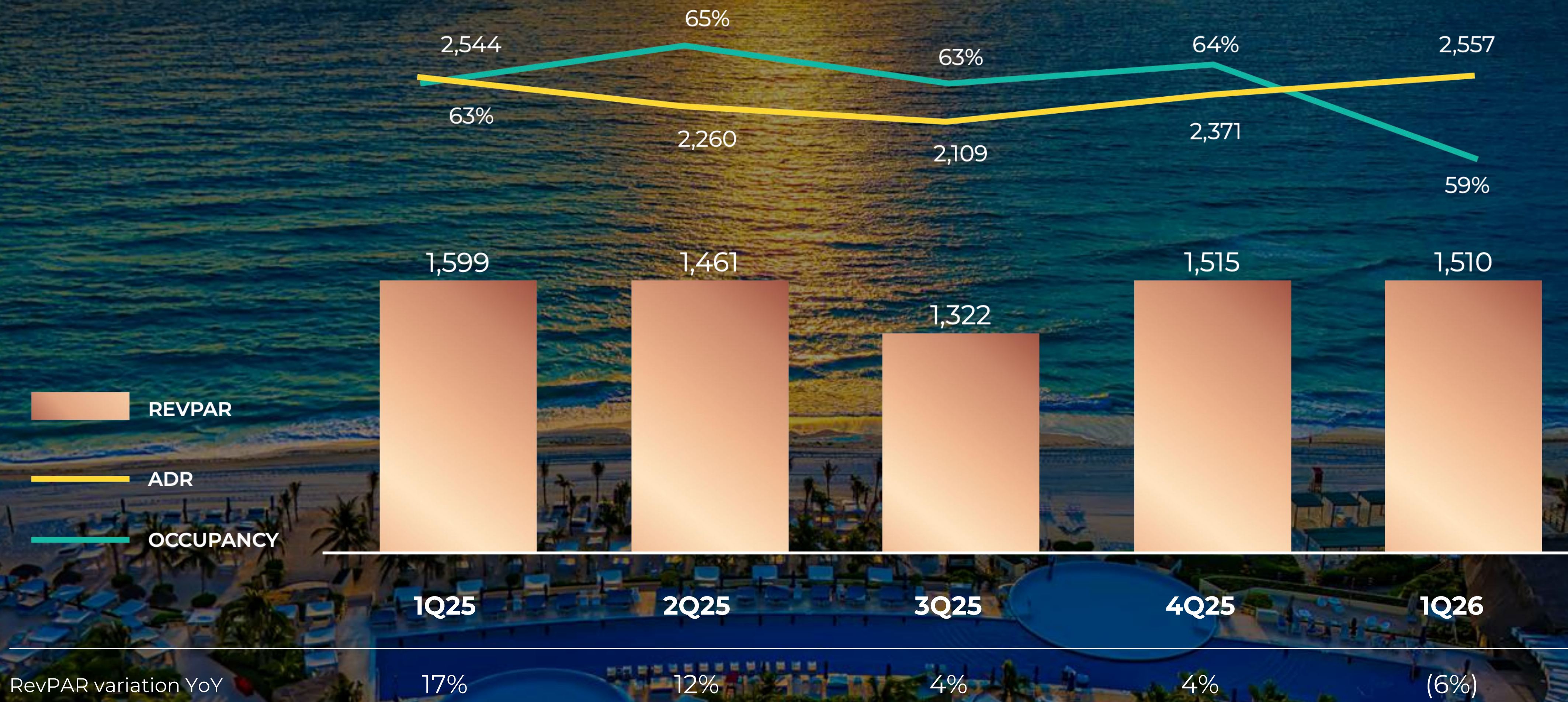
This Presentation has been produced by Grupo Posadas, S.A.B. de C.V. (the “Company” or “Posadas”). This presentation is strictly confidential and may not be reproduced or delivered, in whole or in part, to any other person.

This Presentation contains information that may be deemed to be “forward looking statements” within the meaning of the Private Securities Litigation Reform Act of 1995. These forward-looking statements include, but are not limited to, statements about our future financial position and results of operations, our strategy, plans, objectives, goals and targets, future developments in the markets where we participate or are seeking to participate and other statements contained in this offering memorandum that are not historical facts. Forward looking statements use the words “anticipate,” “believe,” “could,” “estimate,” “except,” “intend,” “may,” “plan,” “predict,” “project,” “will,” “would” and similar terms and phrases. Forward-looking statements are not guarantees of future performance and are subject to risks and uncertainties that could cause actual results, developments and business decisions to differ materially from those contemplated in these forward looking statements. These statements are based on assumptions and assessments made by our management in light of their experience and their perception of historical trends, current conditions, expected future developments and other factors they believe to be appropriate. Although we believe the assumptions upon which these forward-looking statements are based are reasonable, any of these assumptions could prove to be inaccurate and the forward-looking statements based on these assumptions

could be incorrect. In addition, our business and operations involve numerous risks and uncertainties, many of which are beyond our control, which could result in our expectations not being realized or otherwise materially affect our financial conditions, results of operations and cash flows. These risks and uncertainties include, among other factors: political and economic factors in Mexico and the United States; supply and demand changes for hotel rooms and vacation club memberships in our markets; the financial condition of the airline industry and its impact on the lodging industry; the impact of government regulations and resolutions, including land use, tax, health, safety and environmental laws; capital market volatility; risks related to our business, our strategy, our expectations about growth in demand for our services, our expectations as to our ability to increase the number of hotels and hotel rooms we manage and our business operations, financial condition and results of operations; statements of our plans, objectives or goals, including our ability to implement our strategy; the availability of funds to finance growth; currency fluctuations and inflation in the countries in which we operate; the impact of natural events, such as earthquakes, hurricanes and floods; and health pandemics, such as the 2009 H1N1 influenza outbreak and COVID 19. Readers are cautioned not to place undue reliance on these forward looking statements, which speak only as of the date of this Presentation. The Company undertakes no obligation (and expressly disclaims any such obligation) to update any forward looking statements to reflect events or circumstances after the date of this Presentation.

POSADAS

KPI'S POSADAS (MXN)



RevPAR variation YoY

No incluye Aperturas

RESORTS

LIVE
AQUA
RESORTS & RESIDENCES

DEVOSSION
BY LIVE AQUA
CELEBRATION RESORT & SPA

Grand
Fiesta Americana
HOTELS & RESORTS

CURAMORIA
COLLECTION

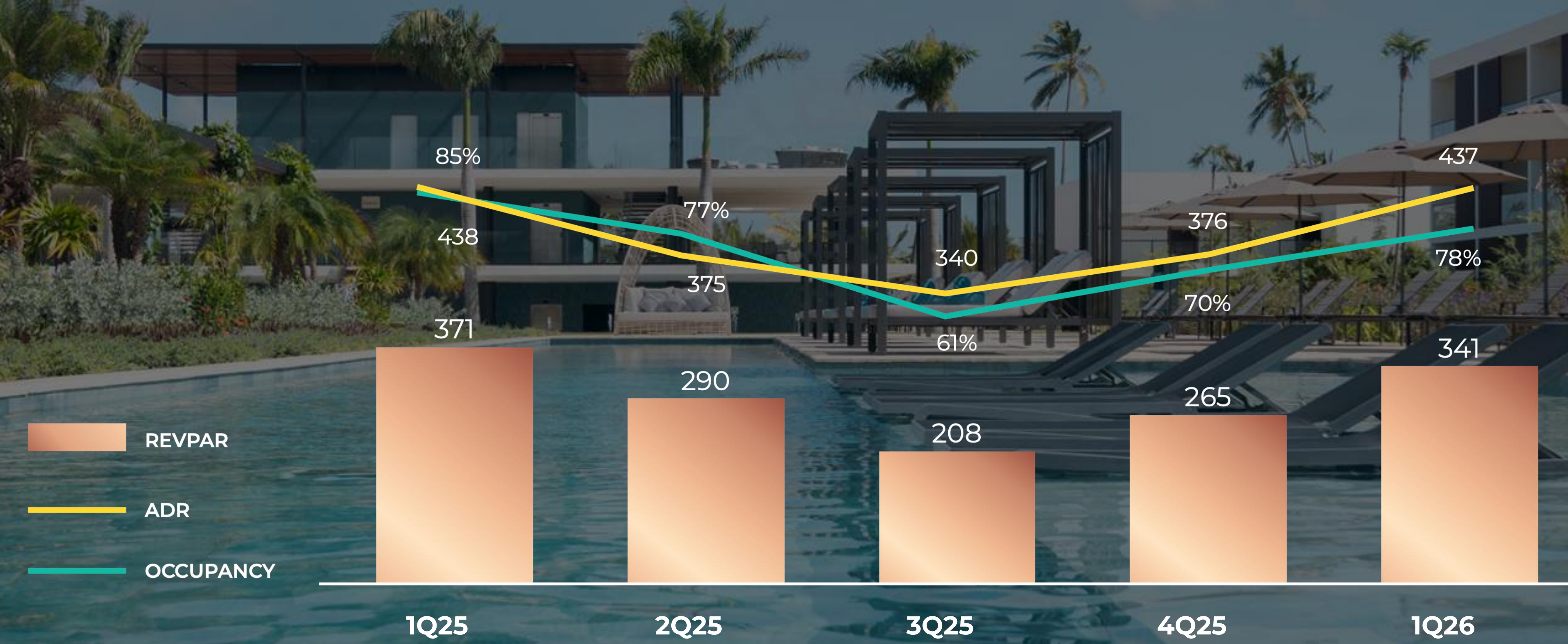
Fiesta
Americana
HOTELS & RESORTS

Fiesta Americana
Funeeq
RESORT & ENTERTAINMENT

THE
EXPLOREAN
DISCOVERY RESORTS

SUNVIVIA
BY FIESTA AMERICANA
RESORT & SPA

KPI'S RESORTS (USD)



RevPAR variation YoY

(3%)

(1%)

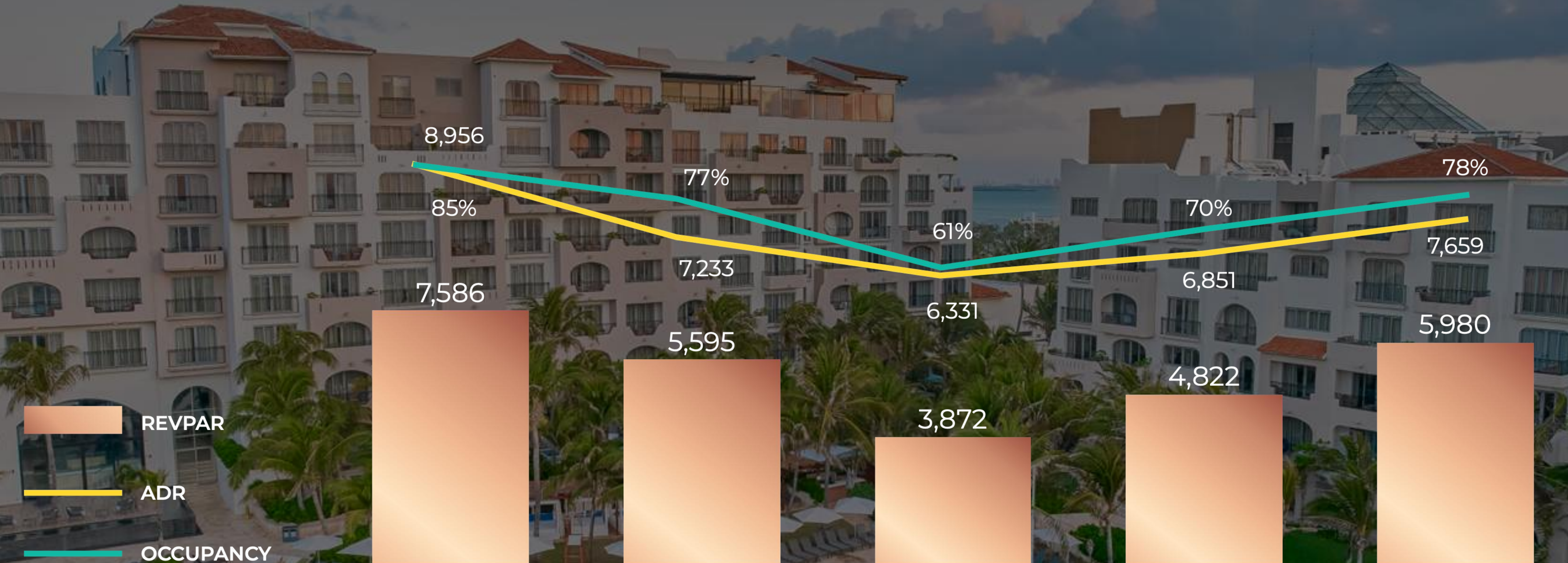
(14%)

(8%)

(8%)

No incluye Aperturas

KPI'S RESORTS (MXN)



No incluye Aperturas

UPSCALE & LUXURY CIUDAD

LIVE
AQUA
RESORTS & RESIDENCES

Grand
Fiesta Americana
HOTELS & RESORTS

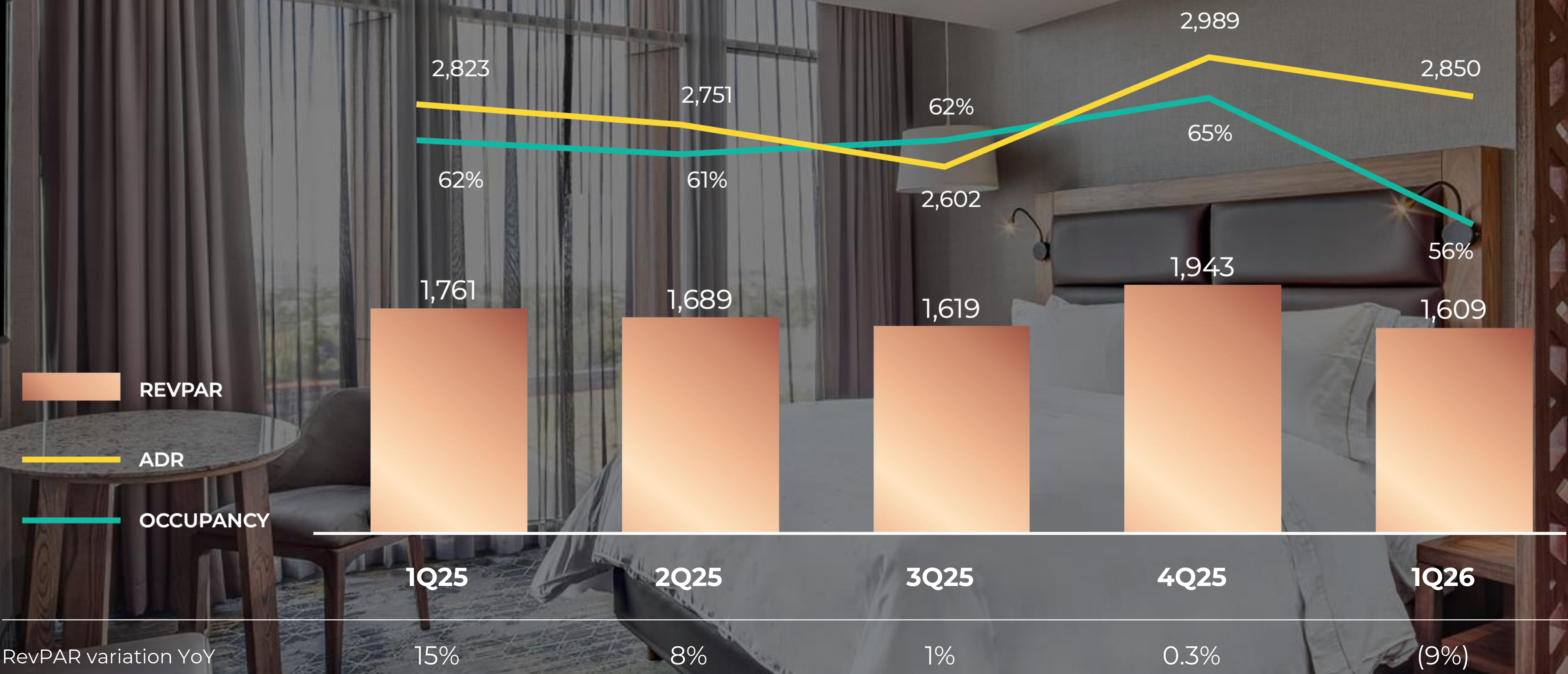
CURAMORIA
COLLECTION

Fiesta
Americana
HOTELS & RESORTS

POSADAS

Grand Fiesta Americana Guadalajara
Country Club

KPI'S URBAN (MXN)

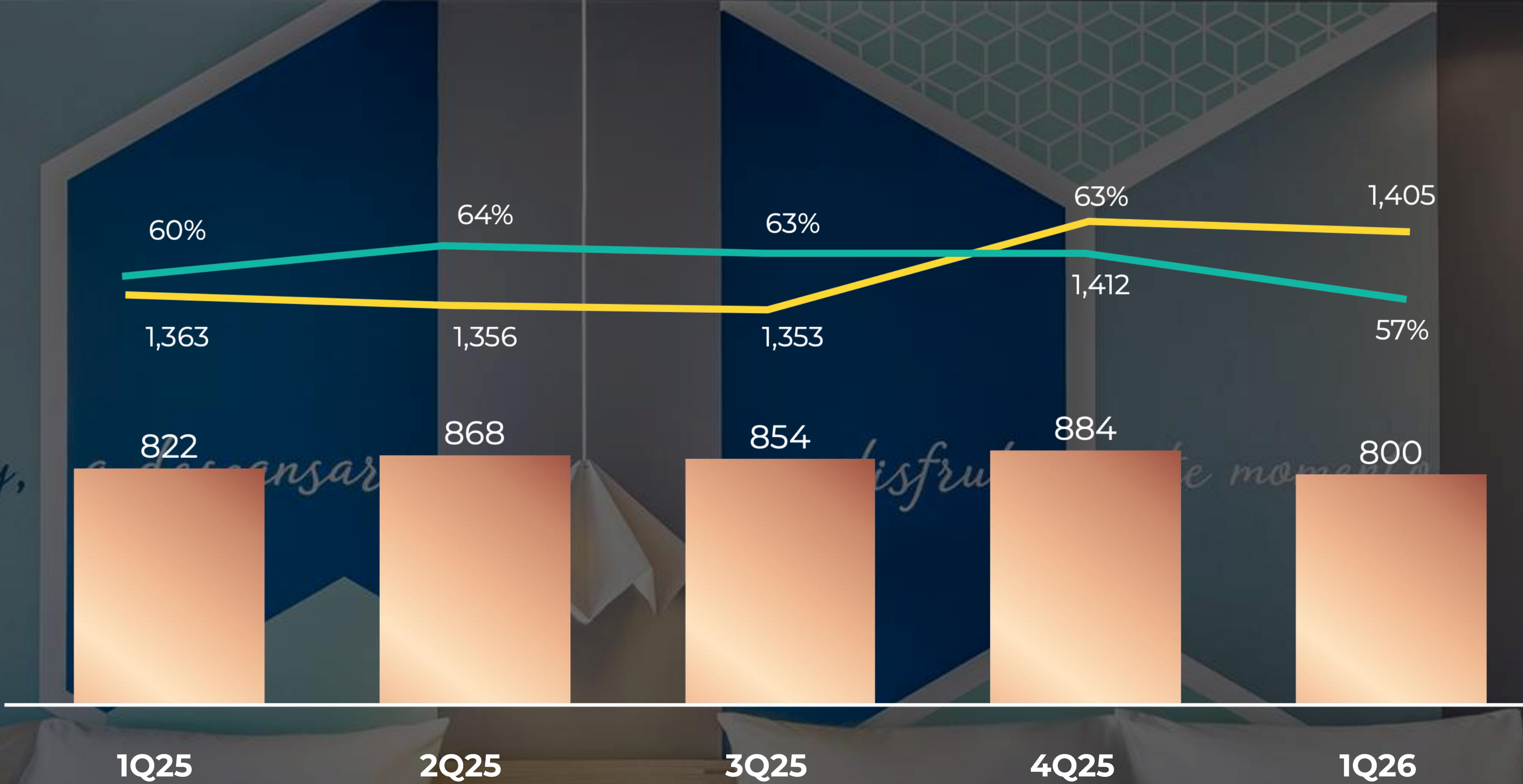


No incluye Aperturas

MIDSCALE & ECONOMY



KPI'S MIDSCALE (MXN)



RevPAR variation YoY

4% 4% 2% 1% (3%)

No incluye Aperturas

LOYALTY

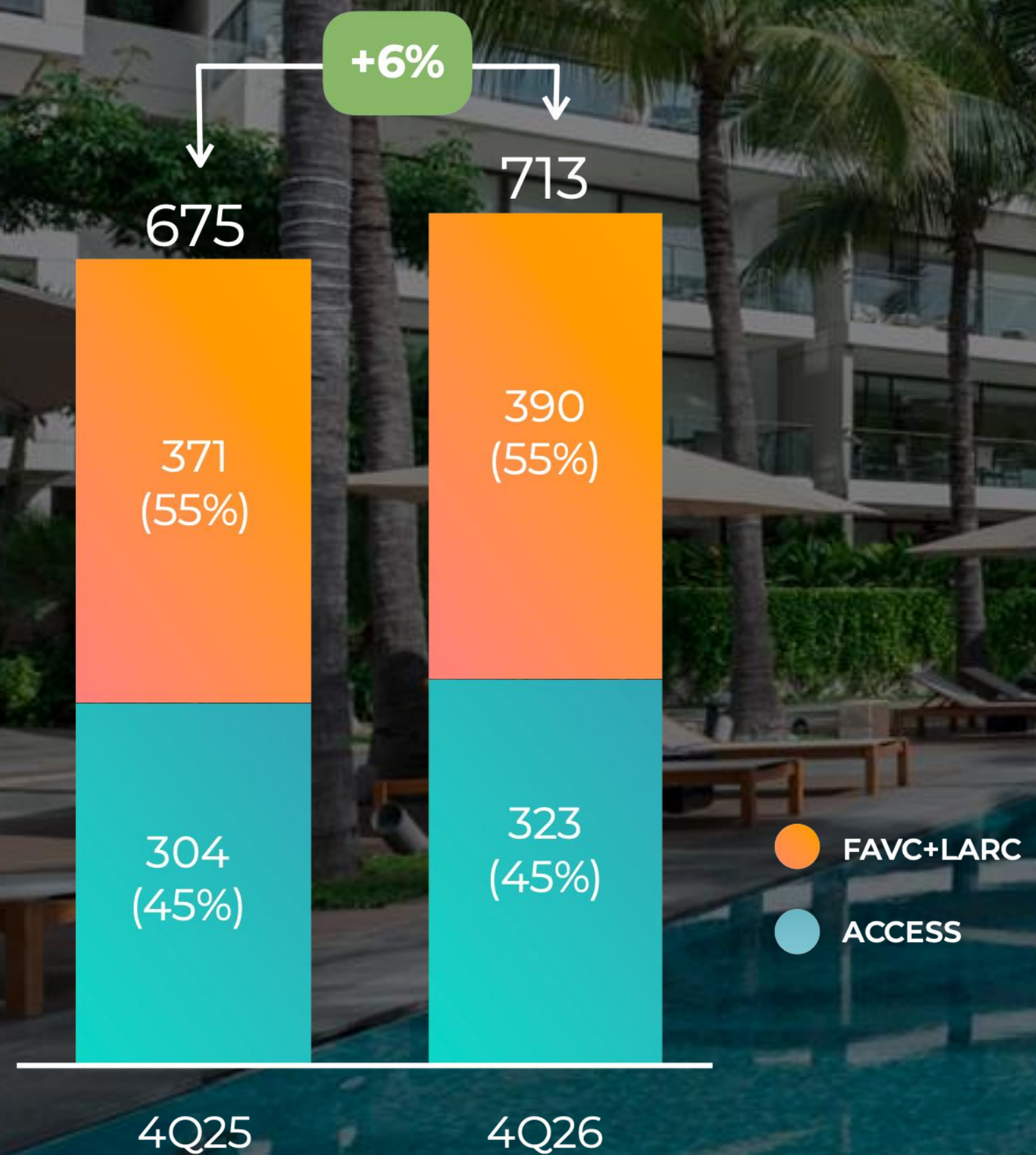
LIVE
AQUA[®]
RESIDENCE CLUB

F Fiesta
Americana
VACATION CLUB

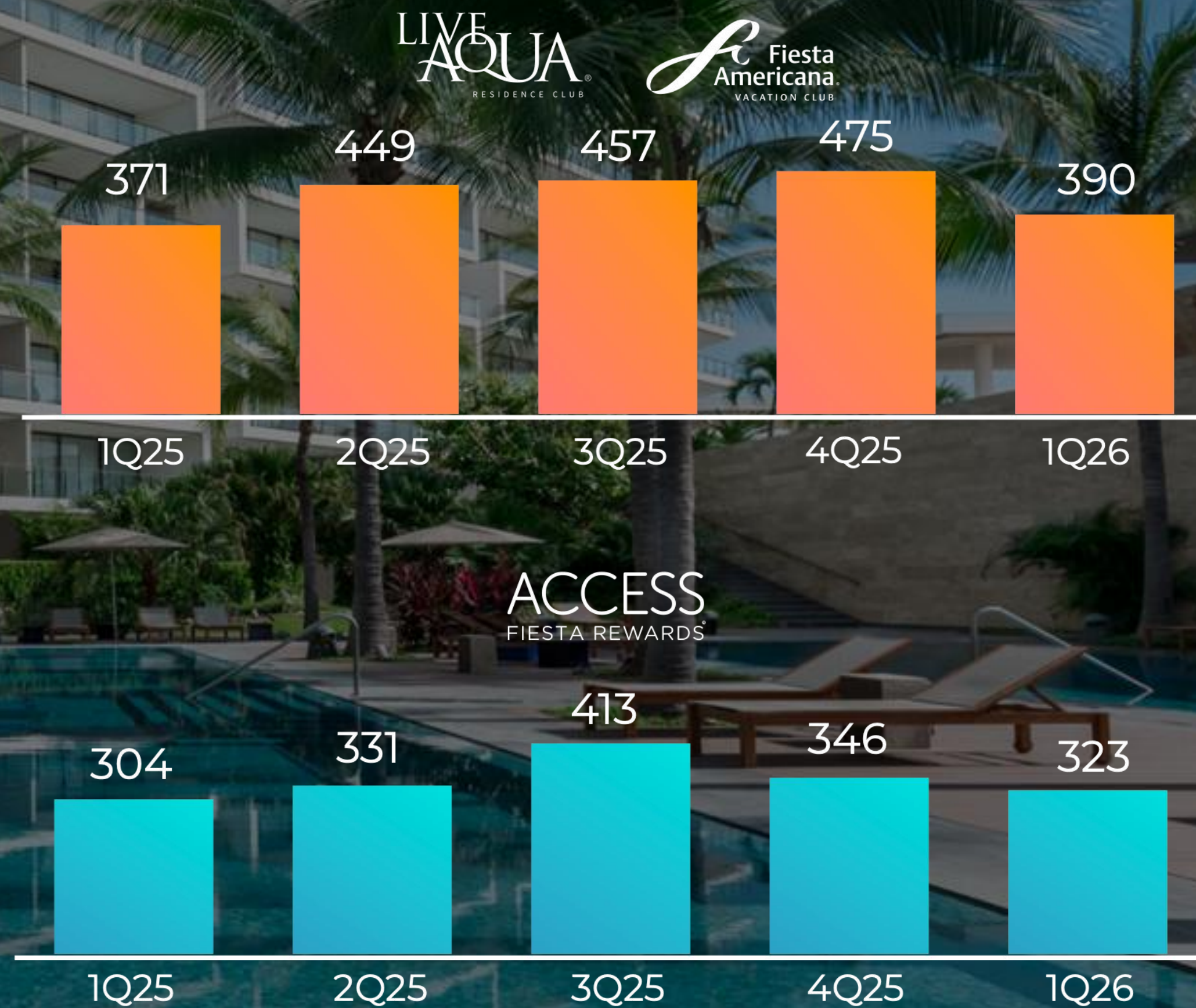
ACCESS
FIESTA REWARDS[®]

LOYALTY NET SALES

TOTAL NET SALES
(\$MXN MILLIONS)



NET SALES BY PRODUCT
(\$MXN MILLIONS)





DEVELOPMENT

PIPELINE - 1Q 2026

ONE HOTEL OPENING - 192 ROOMS.



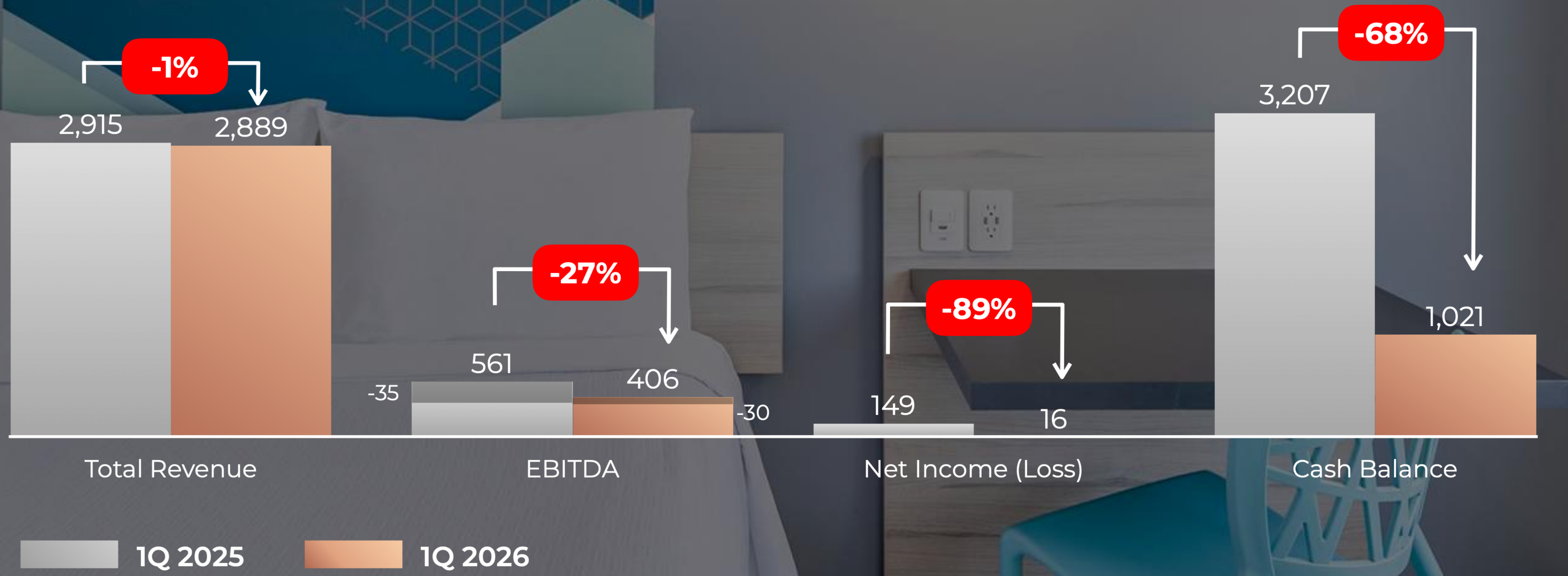
2025	1Q	2Q	3Q	4Q	Exits	2026
ROOMS 30,457	192	123	40	1,311	253	31,870

*15 INCREMENTAL ROOMS FROM HILTON GARDEN INN (GAMMA TIJUANA)

FINANCIAL PERFORMANCE

P&L- (YoY) \$MXN MILLIONS

por fin llegaste.



FREE CASH FLOW, INTERNAL REPORTING

(MILLION PESOS)

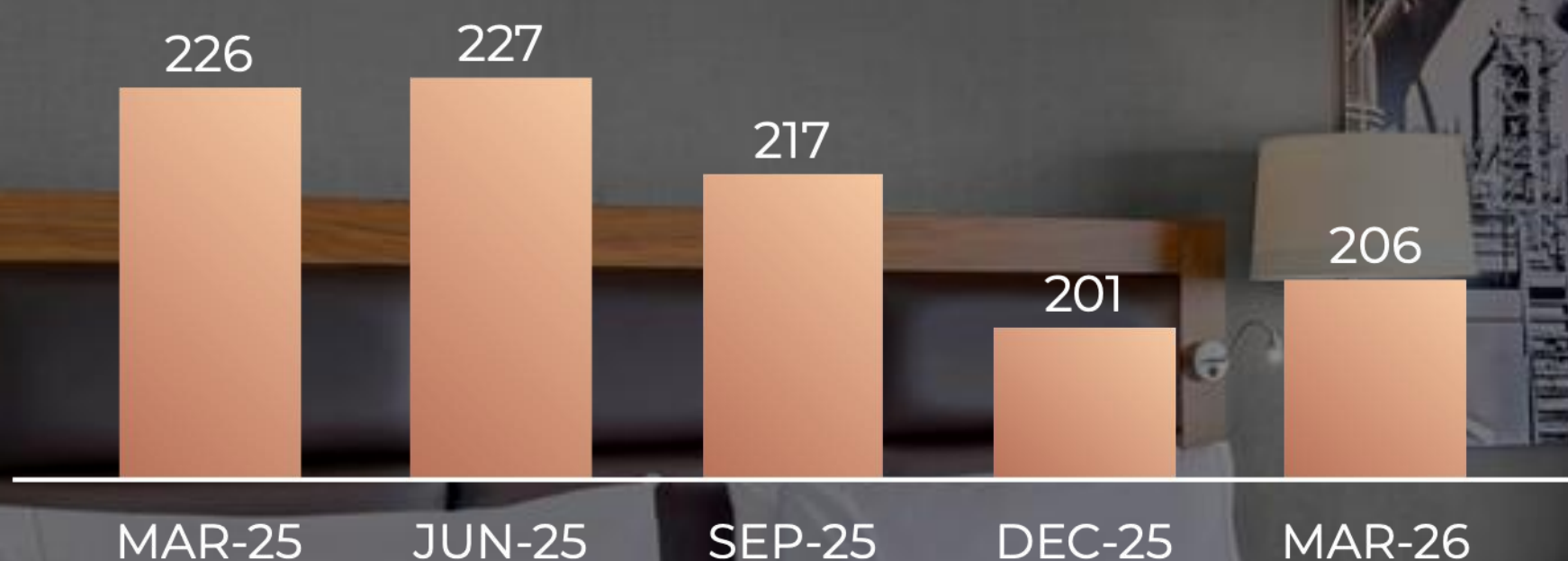
ACCUM. 2026

Cash 2025	2,980
EBITDA IFRS	406
Leases	-200
EBITDA BAU	206
Special operations	30
MTM Interest rate SWAP	-44
Working capital & Other	-186
Profit Sharing	0
Interests, net	-58
Taxes	0
Cash flow before Capex	-53
CAPEX BAU	-47
Cash BAU	-100
Issuance expenses	-112
Senior Notes payment	-6,353
Credit and Guaranty Agreement	4,670
Exchange rate fluctuation	-64
Extraordinary Cash	-1,859
Cash	-1,959
Cash 2026	1,021

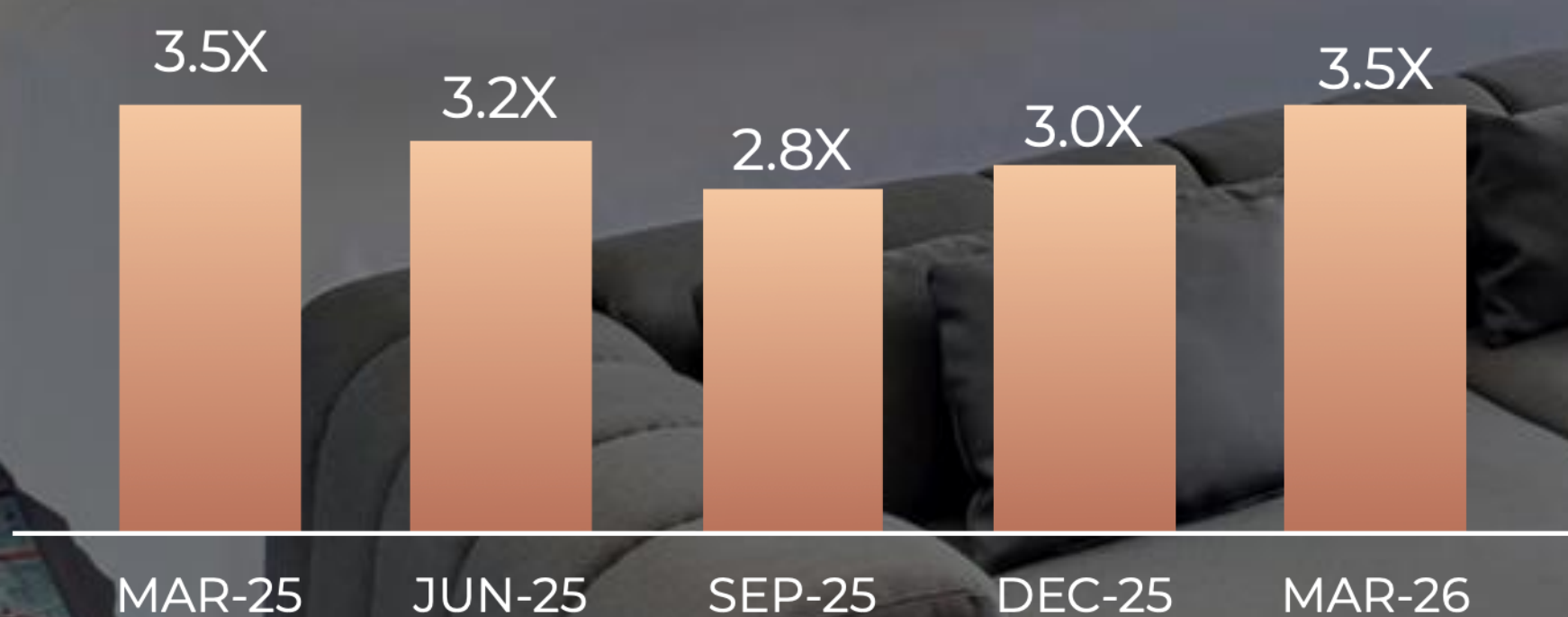
FINANCIAL HEALTH-1Q26

NET DEBT

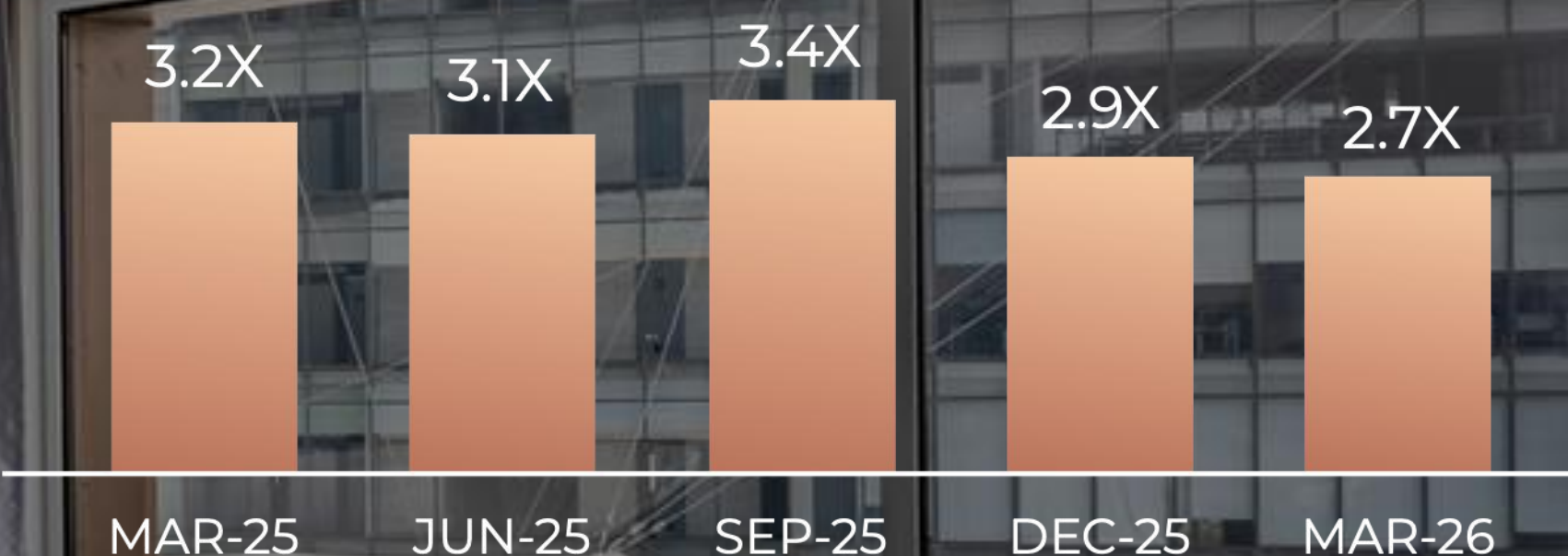
(US\$M)



NET DEBT / EBITDA



NET INTEREST COVERAGE



	Mar-25	Jun-25	Sep-25	Dec-25	Mar-26
Total Debt	7,648	6,913	6,733	6,589	4,737
Debt	7,790	6,913	6,858	6,589	4,737
Cash	3,207	2,623	2,864	2,980	1,021
Net Debt	4,583	4,290	3,994	3,609	3,716
EBITDA LTM	1,325	1,336	1,412	1,210	1,066
ND / EBITDA	3.46x	3.21x	2.83x	2.98x	3.49x
Exchange Rate	20.32	18.89	18.38	17.97	18.07
Leases Liabilities	3,272	3,033	2,894	2,743	2,754
Leases LTM	765	782	787	785	775
ND/ EBITDA IFRS16	3.76x	3.46x	3.13x	3.18x	3.51x

HIGHLIGHTS

HIGHLIGHTS

- RevPAR (revenue per available room) decreased by 6%.
- Hotel occupancy rate was 59%.
- 1Q revenue was \$2,889 million, 1% lower QoQ.
- 1Q EBITDA was \$406 million, 27% lower QoQ.
- 1Q net income was \$16 million.
- Pipeline includes 34 new hotels with 4,790 rooms, 16% growth.
- The prepayment of its Senior Notes Due 2027 was successfully executed through a US\$270 mm Credit and Guaranty Agreement, on February 27, 2026.
- Cash available as of March 31, 2026 was \$1,021 million (55% denominated in USD), 68% lower QoQ, after using \$1.717 billion to prepay debt.
- On March 13, 2026, S&P Global Ratings upgraded Posadas to 'B+' from 'B' on improved debt structure



POSADAS.

LIVE AQUA
RESORTS & RESIDENCES

DEVOSSION
BY LIVE AQUA
CELEBRATION RESORT & SPA

Grand
Fiesta Americana.
HOTELS & RESORTS

CURAMORIA
COLLECTION

Fiesta Americana.
HOTELS & RESORTS

Fiesta Americana
Funeeq.
RESORT & ENTERTAINMENT

EXPLOREAN
DISCOVERY RESORTS

sunvivia
BY FIESTA AMERICANA
RESORT & SPA

FIESTA INN.
HOTELES

GAMMA
HOTELES

one
hoteles

LIVE AQUA
RESIDENCE CLUB

Fiesta Americana.
VACATION CLUB

ACCESS
FIESTA REWARDS

FIESTA
REWARDS